



connect
Connecting education

Quick guide for parents (Secondary)

**Login to Connect at
connect.det.wa.edu.au**

Communicate easily with teachers.

Stay **informed** about school activities and events.

Securely access your child's learning assessments and feedback.

Engage in your child's learning anytime, anywhere and **on any device**.

Your school will provide you with a secure **user name** and a **password**.

Connect: Home Page

- A All your children in one place**
Select your child's name to see all the Connect classes available for that child
- B Classes**
Click on a class name to view the class.
- C School Space**
Find the latest notices and information from your school.
- D Send Absentee Note**
Notify the school of the reason for your child's absence and attach a medical certificate.
- E Next Event**
Stay up to date with school and class events and deadlines.
- F Next Submission**
View homework and assignments due in all your children's classes.
- G Change Password**
Manage your password and notify the school if you change your email address.

The screenshot shows the Connect Home Page interface. At the top, there are navigation tabs: Classes, My Children, Class Notices, and My Connect. The main content area is divided into several sections:

- Send an absentee note from Connect:** A card with a "Learn more" button and an image of a person using a smartphone. Callout letter **A** is placed over the "Learn more" button.
- Classes:** A section with a "View All" button and a list of classes. Callout letter **A** is placed over the "View All" button. Below this, there are two class cards: "8 Science" (BYSC2_5) and "Whole School Spell Off". Callout letter **B** is placed over the "8 Science" card.
- Latest Information:** A section with a "Read" button and a notice titled "Term 3 Novel Study". Callout letter **C** is placed over the "Read" button.
- Change Password:** A button in the top right corner. Callout letter **G** is placed over it.
- Terms of Use:** A button in the top right corner. Callout letter **G** is placed over it.
- My Spaces:** A section listing schools: "Australia Terrace Primary School" and "Swan Valley Secondary College". Callout letter **C** is placed over the "Australia Terrace Primary School" entry.
- Send Absentee Note:** A button in the right sidebar. Callout letter **D** is placed over it.
- Next Event:** A section with a "Character Expose - Exam Preparation" event. Callout letter **E** is placed over the event title.
- Next Submission:** A section with a message: "You currently don't have any submissions due." Callout letter **F** is placed over the "Next Submission" header.
- Active Classes:** A section showing "36819 Active Classes".
- Online Now:** A section showing "64 Online Now".
- Connect Help:** A section with links to "Parent Flyer - Primary", "Parent Flyer - Secondary", and "Step by Step Guide for Parents".

Connect: My Children



My Children

See information about each of your children – regardless of school. Use the 'Quick Switch' button to change between your children.



Attendance

Click through each week of the term to see a detailed attendance record.



Classes

Click on a class name to access information about your child's class.

The screenshot shows the 'My Children' section of the Connect system. At the top, there are navigation tabs: 'Classes', 'My Children', 'Class Notices', and 'My Connect'. Below this, the user's name 'Samuel' is displayed. A sidebar on the left contains icons for 'Overview', 'Attendance', 'Reports', and 'Assessment Outlines'. The main content area is divided into three sections: 'User Activity', 'Attendance', and 'Classes'. The 'Attendance' section shows a weekly record for Term 2, with columns for Tuesday, Wednesday, and Thursday. The 'Attendance' summary shows 0 Authorised absence (AA) and 2 Unauthorised absence (UA). The 'Classes' section lists '8 Science' and 'Whole School Spell Off'. The 'User Activity' section shows a list of activities, including viewing the School Class 8 Science and logging in.

Week	Tuesday	Wednesday	Thursday
1	P		UA
2	P	P	P
3	P	P	P
4			
5	P	P	P
6	P	P	P
7			
8	P	P	P
9		P	

Attendance	Count
AA Authorised absence	0
UA Unauthorised absence	2

See each child's **classes and teachers**.

Open your child's **semester reports** to download or print.

View trends in your child's **attendance** with a week by week record.

View each of your child's **Connect classes** to see more information including notices, calendar events, learning activities and assignments.

Connect: My Children

K

Responsive Screens

On a phone or tablet the menus will move out of your way. Click the icons to open them


L

Student Reports

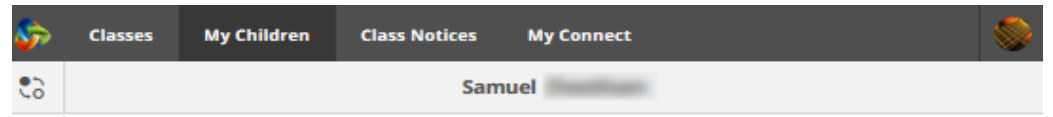
Click on a report to open or download a copy.

M

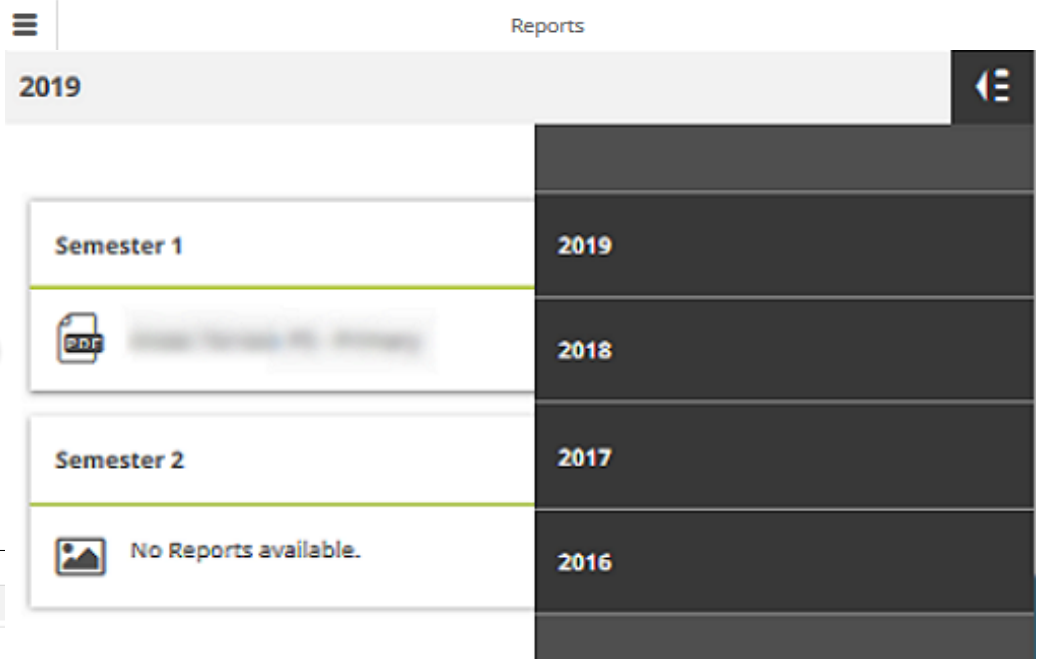
View past Reports

Click on the  icon and select a year to open or download a copy of past reports.

K



L



N

Assessment Outlines

All

English - Semester 1

Cumulative Percent

	75%	
--	-----	--

Hide Details

	Raw Score	Weighted Mark
8YE Sem1		
Creating Passions Project	66.5 Out of 75	35.5 Out of 40
Responding Novel Study	42 Out of 50	16.8 Out of 20
Creating Apocalyptic/ Dystopian Narrative	20 Out of 45	8.9 Out of 20

N

Assessment Outlines

Click on Assessment Outlines to view task marks and cumulative scores.